

Housing
Ombudsman Service

**LANDLORD
PERFORMANCE
REPORT**

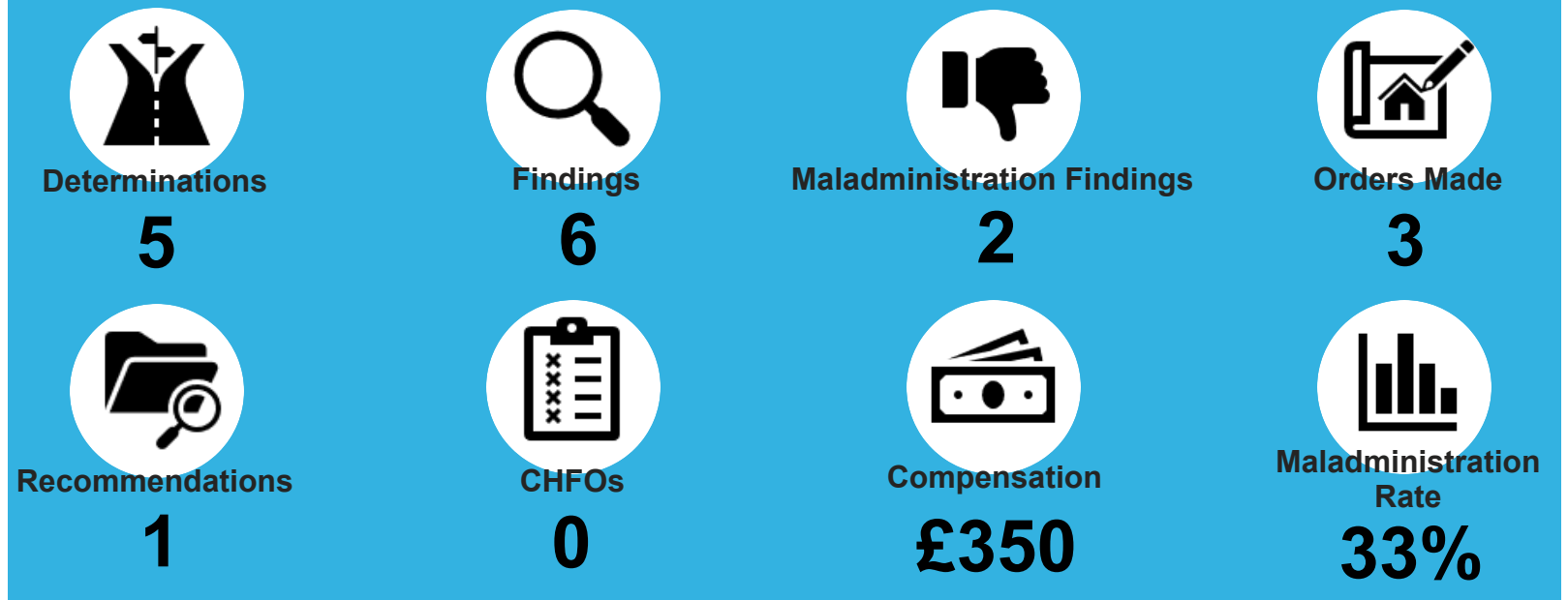
2022/2023

Nottingham Community Housing Association Limited

Landlord: Nottingham Community Housing Association Limited

Landlord Homes: 10,074 Landlord Type: Housing Association

PERFORMANCE AT A GLANCE



PERFORMANCE 2021-2022

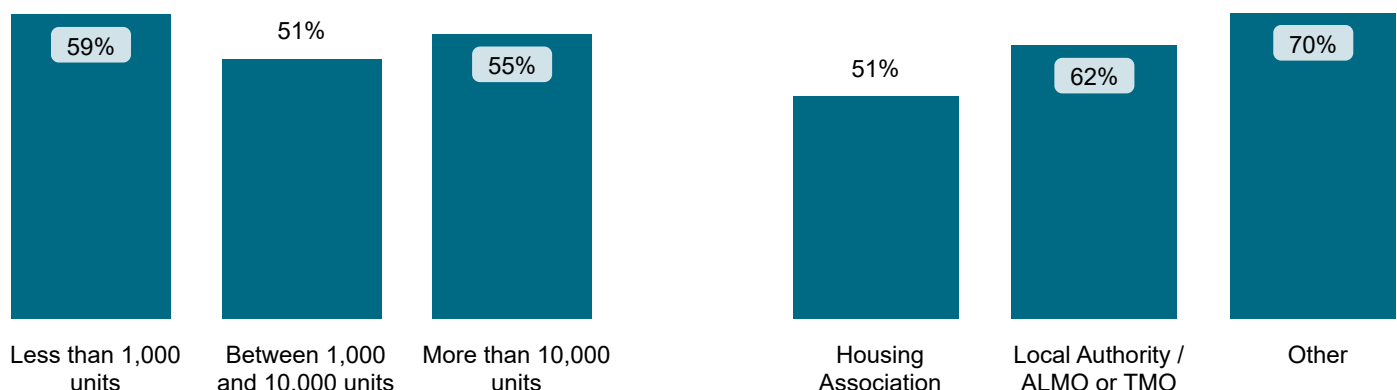


Maladministration Rate Comparison | Cases determined between April 2022 - March 2023

NATIONAL MALADMINISTRATION RATE: 55% The landlord performed *similarly* when compared to similar landlords by size and type.

National Mal Rate by Landlord Size: [Table 1.1](#)

by Landlord Type: [Table 1.2](#)



Findings Comparison | Cases determined between April 2022 - March 2023

National Performance by Landlord Size: Table 2.1

Outcome	Less than 1,000 units	Between 1,000 and 10,000 units	More than 10,000 units	Total
Severe Maladministration	3%	2%	3%	3%
Maladministration	27%	20%	25%	24%
Service failure	20%	23%	21%	21%
Mediation	0%	1%	2%	2%
Redress	10%	12%	16%	15%
No maladministration	25%	32%	22%	24%
Outside Jurisdiction	15%	11%	10%	11%
Withdrawn	0%	1%	2%	1%

Nottingham Community Housing Association Limited	
Outcome	% Findings
Severe Maladministration	0%
Maladministration	0%
Service failure	33%
Mediation	0%
Redress	0%
No maladministration	67%
Outside Jurisdiction	0%
Withdrawn	0%

National Performance by Landlord Type: Table 2.2

Outcome	Housing Association	Local Authority / ALMO or TMO	Other	Total
Severe Maladministration	2%	3%	6%	3%
Maladministration	23%	28%	32%	24%
Service failure	21%	22%	24%	21%
Mediation	2%	1%	3%	2%
Redress	19%	8%	3%	15%
No maladministration	24%	24%	21%	24%
Outside Jurisdiction	9%	13%	12%	11%
Withdrawn	1%	1%	0%	1%

Outcome	% Findings
Severe Maladministration	0%
Maladministration	0%
Service failure	33%
Mediation	0%
Redress	0%
No maladministration	67%
Outside Jurisdiction	0%
Withdrawn	0%

Landlord Findings by Category | Cases determined between April 2022 - March 2023

Table 2.3

Category	Severe Maladministration	Maladministration	Service failure	Mediation	Redress	No maladministration	Outside Jurisdiction	Withdrawn	Total
Anti-Social Behaviour	0	0	1	0	0	2	0	0	3
Property Condition	0	0	1	0	0	2	0	0	3
Total	0	0	2	0	0	4	0	0	6

Findings by Category Comparison | Cases determined between April 2022 - March 2023

Top 3 Categories for Nottingham Community Housing Association Limited

Table 3.1

Category	# Landlord Findings	% Landlord Maladministration	% National Maladministration
Anti-Social Behaviour	3	33%	40%
Property Condition	3	33%	54%

National Maladministration Rate by Landlord Size: Table 3.2

Category	Less than 1,000 units	Between 1,000 and 10,000 units	More than 10,000 units	% Landlord Maladministration
Anti-Social Behaviour	43%	39%	41%	33%
Property Condition	50%	54%	55%	33%

National Maladministration Rate by Landlord Type: Table 3.3

Category	Housing Association	Local Authority / ALMO or TMO	Other	% Landlord Maladministration
Anti-Social Behaviour	39%	43%	0%	33%
Property Condition	50%	63%	63%	33%

Findings by Sub-Category | Cases Determined between April 2022 - March 2023

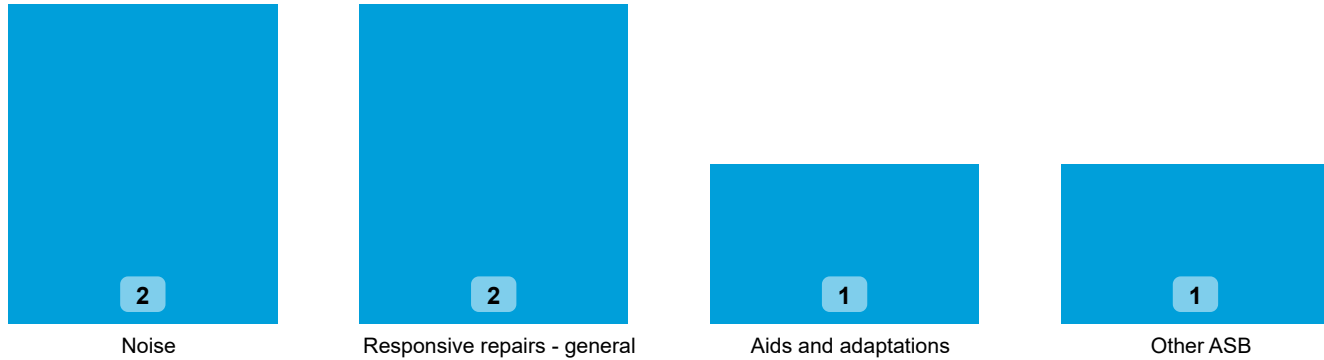
Table 3.4

Highlighted Service Delivery Sub-Categories *only*:

Sub-Category	Severe Maladministration	Maladministration	Service failure	Mediation	Redress	No maladministration	Outside Jurisdiction	Withdrawn	Total
Noise	0	0	1	0	0	1	0	0	2
Responsive repairs - general	0	0	0	0	0	2	0	0	2
Total	0	0	1	0	0	3	0	0	4

Top 3 Sub-Categories | Cases determined between April 2022 - March 2023

Table 3.5



Orders Made by Type | Orders on cases determined between April 2022 - March 2023

Table 4.1



Order Compliance | Order target dates between April 2022 - March 2023

Table 4.2

Order Complete?	Within 3 Months	
	Count	%
Complied	3	100%
Total	3	100%

Compensation Ordered | Cases Determined between April 2022 - March 2023

Table 5.1

● Ordered ● Recommended

